

Working Dog Sport Regulations

Effective August, 2006

Published by The American Kennel Club



AMERICAN
KENNEL CLUBSM

AMERICAN KENNEL CLUB'S MISSION STATEMENT

The American Kennel Club is dedicated to upholding the integrity of its Registry, promoting the sport of purebred dogs and breeding for type and function. Founded in 1884, the AKC and its affiliated organizations advocate for the purebred dog as a family companion, advance canine health and well-being, work to protect the rights of all dog owners and promote responsible dog ownership.

Amendment to
Working Dog Sport Regulations

Supplement to the
Working Dog Sport Regulations.

CHAPTER 1
General Regulations

Section 22. Paragraph 2. For a period of five years following the adoption date of the WDS program, a dog may enter directly in the WDS program provided the entrant possesses proof of a previously awarded degree of BH, SchH/VPG I, II or III under a VDH or SV Foreign judge and provided the title has been sanctioned by organizations recognized by the AKC (see Chapter 1, Section 7 on Judges' Eligibility). The entrant must enclose the original score book from the recognized organization with the application and fee when requesting an AKC score book. The applicant may not enter into more than one level higher than the dog has previously achieved. Any dog awarded titles at the WD Level or equivalent by the initially approved Parent Club judges are eligible to participate with proof of the previously awarded degree.

June 2007
RES600 (5/07)

TABLE OF CONTENTS

CHAPTER 1

General RegulationsPage 3

CHAPTER 2

Protests Against Dogs.....Page 14

CHAPTER 3

Performance and Judging RegulationsPage 15

CHAPTER 4

Temperament TestPage 23

CHAPTER 5

Working Dog Level I.....Page 27

CHAPTER 6

Working Dog Level II.....Page 34

CHAPTER 7

Working Dog Level IIIPage 42

CHAPTER 8

Track LayoutsPage 50

CHAPTER 9

Obedience Heeling PatternPage 51

CHAPTER 10

Suggested Construction of
Jumps and Climbing Wall.....Page 52

Working Dog Sport Regulations

Purpose: For more than a century, the American Kennel Club has distinguished itself as the leader of sponsored competitive events that enable breeders and owners to demonstrate the specific characteristics for which their breeds have been developed. For many working and herding breeds, the desirable qualities include the physical and mental abilities needed to perform scent and protection work while maintaining a high level of control and a strong degree of obedience.

The Working Dog Sport (WDS) was developed to reward these most desired traits of mental and physical soundness, courage, reliability, and service. It not only provides a test of a dog's suitability for serving mankind (police work, narcotics detection, homeland defense, etc.), but also offers an extremely valuable tool for the breeder who wishes to maintain these characteristics in all working breeds.

CHAPTER 1

GENERAL REGULATIONS

The word “dog” wherever used in these Regulations includes both sexes.

Section 1. Eligibility of Clubs to Hold WDS Events. The Board of Directors of the American Kennel Club® may, in its discretion, grant permission to AKC Parent Clubs to hold WDS Events, which shall be governed by such Regulations as from time to time shall be determined by the Board of Directors. Changes to Regulations shall be reviewed and approved by the WDS Advisory Committee, consisting of a representative of each of the identified breeds and the Vice President of Performance Events, and sent to the Board of Directors for review and approval.

Section 2. Rules Applying to Registration and Discipline. All AKC Rules Applying to Registration and Discipline shall apply to all AKC sanctioned, licensed, and member club WDS Events.

Section 3. Making Application. An identified AKC Parent Club that meets all the AKC requirements and wishes to hold a WDS Event must apply on the form that AKC® provides to hold such an event. The Parent Club is entirely responsible for the proper functioning of the event. A WDS Event may only be conducted by the WDS Event Committee of an approved Parent Club. Host clubs may assist the approved Parent Club.

No fee is required of an identified AKC Parent Club for the first WDS Event held within a calendar year, but an application for a second WDS Event within that calendar year must be accompanied by the license fee. The license fee shall be \$35. If the club fails to hold its event, which has been approved, the amount of the license fee will be returned. Applications for an identified event must be received at least 24 weeks prior to the closing date of the event.

Each club making application to the American Kennel Club to hold a WDS Event must submit, as part of the application, a Disaster and Emergency Plan. The Disaster and Emergency Plan must be printed in the event catalog.

A maximum of five such events may be held per year per approved Parent Club.

A club will not be approved for a WDS Event if the proposed date(s) coincides with another approved WDS Event(s) and the distance between WDS Events is 100 miles or less. An exception may be made if a club receives written clearance from the club(s) holding the established WDS Event(s).

Section 4. Approved WDS Personnel. Approval for the WDS personnel shall, at a minimum, require attendance at an AKC-approved WDS Institute/Seminar and the successful completion of a written examination. Such examination will be developed and updated as necessary by the WDS Advisory Committee. The examination will be administered at the WDS Institute/Seminar. All applicants must be members of their Parent Club's WDS Committee and approved by that Committee for this program.

Section 5. Entry Requirements. WDS Events shall be open to dogs of an eligible breed at least 15 months of age. An identified AKC Parent Club for any of the eligible breeds may be approved to hold a WDS Event for their eligible breed. When an identified AKC Parent Club elects to restrict entry to its own breed, the premium list must specify that the event is open only to that breed.

At this time, the following breeds are eligible to participate in the Working Dog Sport: Doberman Pinschers, Rottweilers, Bouvier des Flandres, and German Shepherd Dogs.

Dogs of an eligible breed that have been granted Indefinite Listing Privileges (ILPs) may participate in WDS Events.

Any dog, which in the opinion of the Event Committee, attacks a person or a dog at an AKC event resulting in an injury and is believed by that Event Committee to present a hazard to persons or other dogs shall be disqualified. When the Event Committee disqualifies the dog, pursuant to this section, a report shall be filed with the Executive Secretary of the American Kennel Club. The disqualified dog may not again compete at any AKC event nor be on the grounds of an AKC event until, following application for reinstatement by the owner to the American Kennel Club, the owner receives official notification in writing from AKC that the dog's eligibility has been reinstated.

Section 6. Bitches in Season. Bitches that are in season or appear to be in season, in the opinion of the Event Committee, are eligible to compete. They shall run after all other entries in each phase of the event. Entry fees paid for a bitch withdrawn because of coming in season or for a dog that dies or is injured or ill shall be refunded in full by the event-giving club. Prior to paying such refund, the club may require an appropriate veterinary certificate. In the event a dog is withdrawn for other reasons, the event-giving club may formulate its own refund policy, provided that said policy is published in the premium list.

Section 7. Judges' Eligibility. Persons judging WDS events are not required to obtain licenses. A club may submit the name of any reputable person who is in good standing with the American Kennel Club for approval to judge at its event. Anyone at least 21 years of age and in good standing with the American Kennel Club may apply to judge a WDS Event. Persons must successfully complete the AKC approved WDS institute/seminar. Applicants must submit a thorough and detailed resume of their dog experience with particular emphasis on WDS experience. The applicant must be recommended by at least two of the following: Parent Club President, Parent Club Training Director, Director of Judges of Parent Club, or Chairman of WDS Committee of Parent Club.

Initial judges will be those recommended by the AKC recognized Parent Clubs and must be approved by the AKC. In addition, the Parent Clubs' existing and recognized WDS judges will also be eligible to officiate. VDH, and SV and DVG Foreign Judges or other international judges from registries/organizations recognized by the AKC will be eligible to officiate.

Neither the WDS Event Secretary nor any member of the WDS Event Committee may judge at any event in which they serve in that capacity.

A dog is not eligible to be entered in any WDS Event if judges of that event or any member of their family or household has owned, sold, held under lease, boarded, trained, or handled the dog within one year of the starting date of the event. Judges may not handle dogs at events at which they are officiating.

For purposes of this section, the words "any member of their family" shall include a spouse, a sibling, a parent or a child, whether natural or adopted, or a partner of the judge in question, but shall not extend to other blood or legal relationships.

If a club must substitute or use additional judges for any reason, the substitute or additional judges shall fulfill the requirements to judge, as previously stated. Prompt notification with the reasons for any changes shall be sent to the American Kennel Club in advance of the event.

Prior to commencement of their assignment, judges must sign and return the Judge's Affirmation Form to the Event Secretary.

Section 8. Judges' Responsibility. Judges must officiate over all phases in their respective assignments. A judge of a WDS Event shall be familiar with all Regulations, Standards and Procedures. Judges shall be thoroughly familiar with the applicable Standards and shall

be responsible for judging in compliance with the Regulations, Standards and Procedures.

Judges have complete authority to require a person to be removed from any area of an event or to eject from the event grounds any dog that presents an unprovoked and obvious threat, clearly endangers another dog or person, or causes such disorder that it makes it impossible to continue or conduct the event.

The judges have the authority to disqualify a dog that is not present within five minutes after it is called to run. If a dog arrives after the five minute period, it cannot be allowed to run in the event, unless some previous arrangement has been made through the marshal or the chairperson. Judges' decisions are final in all matters relating to the test they are judging. A judge's behavior must not interfere with or influence a dog's work.

Section 9. Ribbons and Rosettes. A club holding a WDS Event shall offer prize ribbons or rosettes. Each ribbon or rosette shall be at least 2 inches wide and 8 inches long and orange in color and shall bear on its face a facsimile of the seal of the American Kennel Club, the words "Qualifying Score, Level ___, Working Dog Test," and the name of the event-giving club. The qualification ribbon/rosette will be awarded to each participant whose dog successfully completes Level I, II or III. All ribbons or rosettes shall be offered for outright award.

Section 10. AKC Publications. All clubs holding WDS Events are required to have available copies of the latest WDS Event regulations, the Rules Applying to Registration and Discipline, and AKC publications regarding misconduct at events.

Section 11. Advertising. No club shall advertise the dates of a WDS Event as being AKC approved until after the club has received notification from the American Kennel Club that the WDS Event has been approved.

Section 12. Training. There shall be no training of dogs on the grounds of a WDS Event at any time during the event except when designated training areas are identified as such. Dogs will be permitted to practice only in those identified areas at the specified times while on the grounds of a WDS Event. This area should not be in close proximity to the testing area unless approved by the judge. Training for the purpose of this section shall be defined as any activity intended to strengthen or improve a dog's abilities, skills, or knowledge.

Special training devices that are used to control and train dogs, including, but not limited to, collars with prongs, electronic collars used with transmitters, muz-

zles, and head collars, may not be used on or worn by dogs at any AKC event.

Section 13. Working Dog Event Secretary. Any club holding a WDS Event shall name a WDS Event Secretary who shall be a member of the Parent Club. The premium list for WDS Events shall designate the WDS Event Secretary as receiving entries. Clubs have the option of using an electronic entry service. On-line entries are subject to the same requirements as mail entries. Additional requirements or conditions may be imposed by the on-line service. Such service or club shall accept paper entries from those not wishing to enter electronically. Clubs using an on-line service to accept entries must so stipulate in the premium list. All on-line entry instructions should be clearly written.

Section 14. WDS Committee and WDS Event Committee. Each identified Parent Club will have and maintain a WDS Committee. This committee will be responsible for all aspects of WDS for the Parent Club. An identified AKC Parent Club that has been granted permission by the American Kennel Club to hold a WDS Event will be entirely responsible for the proper functioning of the event. The Parent Club's WDS Committee shall appoint for each event a WDS Event Committee, which will have complete responsibility for the planning and conducting of the event. The Event Committee shall be comprised of at least five club members and may include the WDS Event Secretary. The secretary shall not be designated as the Working Dog Committee Chairperson. At least three members of the WDS Event Committee must be AKC Approved WDS personnel. (See Chapter 1, Section 4 of these regulations). A majority of the WDS Event Committee must be present during the event. If Event Committee members must be absent, the Chairman or an officiating officer shall appoint sufficient members to assure compliance with this section. All members of the Event Committee must be members of the Parent Club. The Event Committee, as representatives of the Parent Club, shall be held responsible for the Parent Club's compliance with all of the applicable Rules and Regulations for WDS Events, except those coming under the sole jurisdiction of the judges. Committee members must provide themselves with copies of the latest editions of all pertinent regulation books.

The Parent Club's WDS Committee shall have the authority to decide upon any matter arising during an event, except a matter coming within the jurisdiction of the judges.

Section 15. Premium Lists. A premium list shall be provided for WDS Events. The premium list shall

be printed and shall state whether the event is “Licensed by the American Kennel Club” or held by an “AKC Member Parent Club.” Any printing, electronic posting, or copying process is acceptable for the premium list.

The following information shall be included in the premium list for a WDS Event: Name of club, location and date; names and addresses of officers; time judging will commence; entry fees; test(s) offered; names and addresses of judges together with their specific assignments; name, address and telephone number of the WDS Event Secretary; date and time of closing and drawing of entries; and the official AKC entry form. Premium lists shall conform to the official size of from 5½ inches x 8½ inches to 6 inches x 9 inches.

Premium lists shall also contain the name and address of the WDS Event Chairperson and the names of the WDS Event Committee members.

A Judges Panel Questionnaire Form, containing the names and addresses of the judges and their assignments, must be submitted to AKC at least three months prior to the closing date of the event and before the premium list is printed. Fines will be imposed for late submission of the Judges Panel.

At least one copy of the premium list (along with any directional maps, if provided) must be sent to AKC at the time the premium lists are mailed to prospective entrants—at least four weeks before the first day of the event. Failure to submit the required premium list will result in a fine of \$50 being assessed against the event-giving club.

Section 16. Closing and Drawing of Entries. Entries for a WDS Event may close at any time prior to the event, but shall not close later than the third day preceding the start of the event. Each entry form must be completed in full and the information given on the entry form must be that which applies to the entered dog. A club holding an event shall not accept any entries received after the closing time and date specified in the premium list.

Event-giving clubs may limit entries; however, the limitations must be printed in the premium list. Entries shall close when the limit is reached.

The order of running shall be decided by lot at a draw. Dogs worked by the same person or belonging to the same owner should be separated in running order, when possible. The draw for running order is open to the public.

Dogs may be run in an order different from the order in which they are drawn:

- (a) When in the opinion of the judges or the WDS Committee such will result in a reasonable and desirable saving of time in the conducting of the event;
- (b) When in the opinion of the judges such will avoid unfairness or prejudice to any dog resulting from an event which has occurred in the particular test;
- (c) When a bitch comes in season after the drawing, she shall be moved to run at the end of the day or at the end of each test.

Section 17. Declining of Entries. The WDS Event Committee may decline any entries or may remove any dog from its event for cause, but in each instance shall file good and sufficient reason for doing so with the American Kennel Club.

Section 18. Catalogs. An Official Catalog shall be provided for a WDS Event. The Official Catalog shall conform to the official size of not less than 5½ inches x 8½ inches, but shall not exceed 8½ inches x 11 inches.

The Official Catalog shall list all dogs entered in each class, in the order in which the dogs were drawn, with all identifying information called for on the entry form (including at least, but not limited to, full name of dog, registration number, breed, date of birth, and name of owner and handler, if different from owner). Only AKC titles may be published in the Official Catalog.

The Official Catalog shall state the name of the event-giving club, the date, and the location of the event and shall state whether the WDS Event is “licensed by the American Kennel Club” or held by an “AKC Member Parent Club.”

The following certification must appear in the Official Catalog following the last dog listed in each test:

Judge’s Certification

I certify that _____ dogs received Qualifying scores in this Working Dog Sport Event and that the above information identifying these dogs was entered prior to my signing this page.

Date Judge’s Signature

**Working Dog Sport Event
Secretary’s Certification**

I certify that the judge(s) have verified the above information and signed this page. Number of dogs entered _____ Total Starters _____ Total number of Qualifying scores _____

Date Signature of Working Dog Sport Secretary

Following completion of judging in each test, the WDS Secretary shall mark the Official Catalog with the word "Qualifying" next to the names of all dogs that received qualifying scores. The judges shall then certify the accuracy of the marked awards, and both the WDS Event Secretary and the judges shall complete their appropriate certifications.

Section 19. Submission of Records. The WDS Event Secretary shall, within seven days of the completion of an event, forward to the American Kennel Club: the Official Catalog, marked to indicate dogs that received qualifying scores and signed and certified by the judges and the WDS Event Secretary; all entry forms; the WDS Secretary's Report of the event; and a signed Judge's Affirmation form for each judge. Score sheets need not be submitted to AKC.

A club holding a WDS Event shall retain a marked copy of the Official Catalog.

A recording and event fee of \$3 shall be required for every dog entered. The fee is to help defray AKC expenses involved in maintaining the records and applies to all entries, regardless of whether they participate. The recording fee may be changed from time to time at the discretion of the AKC Board of Directors.

Penalty for noncompliance is \$25 and \$5 for each day's delay beyond the deadline and other penalties as may be imposed by the Board of Directors of the American Kennel Club.

Section 20. Unsportsmanlike Conduct.

1. It shall be deemed unsportsmanlike conduct if a person during the running of or in connection with an event abuses or harasses a judge or official or any other person present in any capacity at the event. The WDS Event Committee shall act in accord with paragraph 4 of this section.

2. Any person who displays unsportsmanlike conduct or who is seen to kick, strike, or otherwise manhandle a dog while on the grounds of a WDS Event, at any time during the event, shall be expelled from the event by the WDS Event Committee, which shall also act in accord with paragraph 4 of this section.

3. The judges shall also have the authority to expel a handler if they observe unsportsmanlike conduct on the part of the handler or see the handler kicking, striking, or otherwise manhandling a dog while the event is in progress. It will be the duty of the judges to promptly report to the WDS Event Committee the expulsion of a handler and the WDS Event Committee shall then proceed in accord with paragraph 4 of this section.

4. The WDS Event Committee shall investigate at once any instance of alleged unsportsmanlike conduct or any report that a person has been observed kicking, striking, or otherwise roughly manhandling a dog. If the Committee's investigation determines that a person is in violation of this section, and that the incident constitutes conduct prejudicial to the sport or the American Kennel Club, it shall exercise its authority in accord with the Guide for Dealing with Misconduct. The power conferred to suspend a person from all privileges of the American Kennel Club applies only to Committees at licensed or member events. At a sanctioned event, the committee collects evidence, holds a hearing, and reports its findings and conclusions to the American Kennel Club.

5. The WDS Event Secretary shall submit within five days to the American Kennel Club a complete report of any action taken under this section.

Section 21. Evaluation and Scoring of a Dog's Abilities. The primary purpose of the WDS is to determine a dog's possession of both natural abilities and abilities acquired through training.

Judges must keep in mind the fact that they are evaluating a defined set of abilities and not judging a dog in relation to the performances or merits of the other dogs entered. A dog's abilities are scored against an established standard. The judge observes and records in what respects and to what degree the abilities have either exceeded or fallen short of that established standard.

A judge's responsibility is to determine, through the evaluation of exercises, whether a dog possesses sufficient abilities to be entitled to official AKC recognition in the form of WDS titles.

In scoring a dog's abilities, judges must assign a numerical score from zero to 100 that reflects their evaluation of each phase. To qualify, a dog must receive an average minimum score of 70 in each phase of the test.

A zero score means that the dog did not perform minimally. For example, it would be difficult to assign a score other than zero in an exercise in which the dog failed to perform after having been ordered to do so several times.

Judges need not fear rating a dog's abilities very high in early series of the test if they have exhibited excellent abilities. They do not have to leave "room" to score another dog relatively higher in a later series. The only thing they are scoring are the dog's abilities against the standard.

Section 22. Score Books. The applicant who wishes to enter a WDS Event must possess an AKC certified score book. To receive a book, the applicant must complete a request form and submit same with payment of \$10 to AKC. AKC will process and return to the person a certified score book. The score book shall be valid for entry into all levels of the WDS program.

For a period of five years following the adoption date of the WDS program, a dog may enter directly in the WDS program provided the entrant possesses proof of a previously awarded degree of BH, SchH/VPG I, II or III under a VDH or SV Foreign judge and provided the title has been sanctioned by organizations recognized by the AKC (see Chapter 1, Section 7 on Judges' Eligibility). The entrant must enclose the original score book from the recognized organization with the application and fee when requesting an AKC score book. The original score book will be returned to the applicant with the certified AKC score book. The applicant may not enter into a level higher than the dog has previously achieved. Any dog awarded titles at the WD Level or equivalent by the initially approved Parent Club judges are eligible to participate with proof of the previously awarded degree.

Section 23. Seminars/Training. The Parent Club's WDS Committee shall be responsible for establishing a program of seminars to help trainers learn methods that develop natural instincts so that dogs are prepared to pass the multifaceted WDS Events with a combination of spirit and control. All seminars must be approved by the AKC Vice President of Performance Events. The Parent Club's WDS Committee will issue quarterly reports evaluating the progress of the sport, including all training seminars, to the board of the Parent Club that will, in turn, report to the AKC VP of Performance Events.

All participants in WDS Events must be Parent Club members who have demonstrated knowledge of the sport. The Parent Clubs will certify members to conduct and oversee training and determine suitability of dogs and handlers for participation in the sport. The Parent Clubs will establish an approval process that will provide the opportunity for testing in different parts of the country. Each Parent Club's WDS Committee will maintain an active roster of not less than three AKC-approved WDS personnel who will serve as event committee members, helpers, trainers, and mentors for prospective judges.

Section 24. Helper Program. The WDS may require two trained persons at events. Those persons must possess the skill and knowledge to support the

protection phase as AKC Qualified Helpers. The WDS Event Committee will appoint the WDS Helpers for events.

The applicant for WDS Helper must be a minimum of 18 years of age. The applicant must have a thorough understanding of the protection phases. The applicant should also have a general knowledge of dog behavior and training principles. The person should show good physical conditioning and coordination sufficient to carry out a helper's task in an assertive, fair, equitable, consistent, and safe fashion for all dogs in the event. WDS Helpers are required to attend a two-day AKC-approved WDS Institute/Seminar. The seminars will be conducted by Teaching Helpers who shall be appointed by the Parent Clubs.

The helper training program shall include the following:

1. A discussion of the regulations.
2. Event procedure critiques on the field.
3. Working at least three different dogs and showing skills and a correct understanding of the rules in Levels I, II and III.
4. Written, oral and practical examinations with a minimum score of 70 points required from a possible 100 points.

CHAPTER 2

PROTESTS AGAINST DOGS

Section 1. Filing a Protest. Any person who owns a dog entered in an event or who handles a dog competing in an event may file a protest against an entered dog, alleging that it is ineligible to compete in the event or in the level in which it is entered. Such a protest must be made before judging is completed. The protest shall be in writing, shall identify the dog protested, and specify the basis for the protest, shall bear the signature and address of the person who makes it, and shall describe his/her qualifications for making the protest. It shall be filed with the Event Secretary or with the Chairperson of the WDS Event Committee before the closing of the event and shall be accompanied by a deposit of \$25, which shall be returned if the protest is sustained, or which will be retained by the club if the protest is not sustained.

Section 2. Meeting. If such a protest is received, the Event Committee shall hold a meeting as soon as possible. The person who has made the protest must be present, and the Committee shall give all parties concerned an opportunity to be heard and to present witnesses and evidence. The Committee may call for additional evidence from other qualified persons present at the trial. After hearing all the evidence, the Event Committee shall consider the matter and shall, if possible, reach an immediate decision and inform the persons involved.

A report of the meeting, containing the essential evidence and the Committee's decision, together with the original written protest, must be mailed to the American Kennel Club within seven days of the event.

Section 3. Appeals. An appeal to the American Kennel Club from a decision of an Event Committee on any such protest may be made by either the owner of the dog protested or the person who made the protest. The appeal must be received by the American Kennel Club within 30 days after the date of the Event Committee's decision and must be accompanied by a deposit of \$50, which shall be forfeited if the decision is sustained.

CHAPTER 3

PERFORMANCE AND JUDGING REGULATIONS

Section 1. Title Levels.

Temperament Test	TT
WDS I	WD I
WDS II	WD II
WDS III	WD III

The three Working Dog tests provide a well-formulated evaluation of a dog's character, intelligence, and desire to work. Each test is comprised of three phases: Tracking, Obedience, and Protection. Dogs at the WDS level are expected to be mentally and physically sound before being allowed to participate. Each dog must pass the Temperament Test and be awarded the TT title before it is allowed to compete for a WDS title. If the dog shows any temperament problem at any time during the Temperament Test, it will be excused.

Section 2. Requirements.

The minimum age requirements for entry are:

TT	15 months
WD I	18 months
WD II	19 months
WD III	20 months

Dogs may only be exhibited in one WD Level per trial. A handler may not participate in two trials on the same day. No dog will be allowed to compete in two tests or levels on the same day. The requirements of each test must be met in order to advance to the next level. Judges will assign individual scores for each exercise within each level.

Only dogs that appear healthy can be exhibited in a trial. The judge may excuse any dogs from further participation if, in the judge's opinion, the dog is unfit to participate.

The dog must be exhibited with a metal choke collar in the neutral position (dead ring). During the tracking phase, dogs may wear harnesses or belly bands. The handler also must carry a lead throughout the entire course of the trial, including during off-lead work.

Section 3. Judging Limits. A judge is able to judge a maximum of 30 segments per day. Each TT counts as two segments, and each WD counts as three segments. If the entries exceed these limits, the trial must be extended to an additional day or another judge must be secured to officiate.

Section 4. Point Score & Rating. The highest maximum score in each phase shall be 100 points. The highest point total in all three phases is 300 points.

A degree will be awarded if a dog achieves at least 70 points in the three phases:

Phase A – Tracking

Phase B – Obedience

Phase C – Protection*

*Note: A minimum of 80 points in Phase C is needed to enter the next WD level.

The following ratings will be awarded with the corresponding point totals:

Unsatisfactory	0-209 points
Satisfactory	210-239 points
Good	240-269 points
Very Good	270-285 points
Excellent	286-300 points

Ratings for working character in Phase C, including drives, self-confidence, and resilience, are:

P-Pronounced

S-Satisfactory

I-Insufficient

If awards are presented and there is a tie, the dog with the highest point score in Phase C of the trial should receive the award. If there is still a tie, the point total in Phase B shall prevail.

All points received in a test will be eliminated if a dog is disqualified for the following reasons: poor temperament of the dog; unsportsmanlike behavior by the handler (e.g. intoxication, carrying motivational objects and or food); and violation of the rules, animal cruelty laws, or public moral guidelines. If disqualification occurs because the dog is out of control (e.g. during the side or front transport, leaving the handler or the field, not outing in the protection phase), no points will be given in that phase.

Section 5. Conduct of the Participants. At the beginning of each trial, after being summoned by name, each handler and dog will report to the judge. The handlers should state their full name as well as the dog's registered name. The dog must sit in the basic position. The score book will be presented to the trial secretary prior to the beginning of the trial.

All trial participants must follow the instructions of the judge, trial secretary, and trial committee without any disagreement. The handler must exhibit the dog in a sportsman-like manner at all times. Poor sportsmanship may lead to misconduct proceedings. The final

decision rests with the judge and event committee and cannot be challenged. Protest is not permitted.

The handler may praise the dog only once after each exercise. Handler-help and/or body language will not be permitted and will result in a point deduction if used. No food rewards are allowed, and no toys or play things are allowed.

Handlers must be prepared to show their dogs in all three phases of the test. If the dog fails one or more portions of the test, the dog must continue on to finish the entire trial, unless the dog is dismissed for faulty temperament, the judge dismisses the dog/handler for unsportsmanlike conduct, or the dog is injured. If the dog becomes injured or its performance is substantially diminished during the event, the judge has the right to terminate the dog's trial performance, even if the handler wishes to continue. The participating dog will be dismissed if it attacks any person (other than the helpers) or another dog during the performance of its exercises. If the dog is withdrawn from the trial due to illness after having completed at least one phase of the trial, the handler must obtain a verification of the dog's illness from a licensed veterinarian. The trial paperwork will be marked "dog withdrawn due to illness."

Section 6. Duties of the Event Secretary. Prior to the start of the trial, the Event Secretary will provide the judge with properly filled out judge's books/score sheets.

The Event Secretary will be responsible for obtaining acceptable tracking fields and ensure that experienced tracklayers are available. A field that is large enough for both obedience and protection phases must be obtained well in advance of the trial date. Four people must be available during the obedience portion. Either one or two experienced helpers must be secured for the protection phase.

The Event Secretary must be available to the judge at all times and must make sure the trial runs as smoothly as possible.

Section 7. Temperament Evaluation. In addition to obtaining the Temperament Test (TT) title before entering the WDS levels, each dog must pass an informal temperament evaluation before the start of every event. During this evaluation, the judge will conduct a brief physical examination and inspect the dog's tattoo number or microchip verification. All dogs competing in WDS must have proof of permanent identification. Each dog must be on a 6 foot lead.

Temperament evaluation continues throughout the entire trial. Dogs that have passed the temperament evaluation prior to the start of the event may still be

dismissed by the judge if they demonstrate faulty temperament at any time during testing.

If a dog is dismissed from the event for faulty temperament, the entry in the scorebook will read "Failed Temperament Evaluation."

Section 8. Tracking Procedural Regulations.

1. Suitable Terrain: Meadow grass, plowed fields and forest soil, all natural terrain, is preferred for the tracking phases of the tests.

2. Laying the Track:

(a.) Scent-Pad: The start of the track. The tracklayer should remain for awhile on the scent-pad and may lightly step about the area in order to better distribute the scent. The area should be marked with a sign post (tracking stake with a number mark) placed in the ground directly to the left of the scent-pad. The sign post must remain there throughout the tracking work.

(b.) Legs of the Track: The distance from the starting place to the first turn; also defined as the distance between turns.

(c.) Corners: Approximate 90-degree turns to be made by the tracklayer at a normal pace. Attention must be paid to assure that the dog can continue tracking directly into the next leg of the track. The track's continuity should not be destroyed or disrupted by the making of the corners. Heavy stomping of the corners is not allowed.

3. Collars/Leads: Use of a collar, tracking harness or off lead (free) tracking is permitted. Tracking leads must be at least 33 feet long. The tracking line may sag, but this may not result in a substantial shortening of the distance between handler and dog. The line touching the ground is not faulty.

(a.) Collar: Choke collar on dead ring is permissible. The lead may be placed over the dog's back, along the side of the dog, or between the forelegs and/or the hind legs.

(b.) Harness: Breast harness or belly band harness is permissible. The lead must be attached to the harness with a snap.

(c.) Free tracking: Handlers may opt to track off lead, but must maintain a distance of 33 feet behind the dog. The dog must wear a collar and the handler must carry a lead with him or her.

4. Evaluation: After the tracks are laid for WDS Levels II and III, the judge or the trial chairperson will have the handlers draw for starting positions. Each handler will report to the judge with the dog in the

basic position. The handler will inform the judge whether the dog will indicate or pick up the articles.

(a.) The Start: The dog should be brought calmly to the starting point; any force is forbidden. Sending the dog to track, at the start and after finding the articles, must be done at the dog's location (not from a distance). The start is not time-dependent. After successfully taking up the scent, the dog must proceed with tracking. After the fourth unsuccessful start at the beginning, the tracking phase will be terminated.

(b.) Speed: Whether the dog tracks fast or slowly is not a factor in the scoring, so long as the track is worked out intensively, evenly, and convincingly.

(c.) Indicating and Picking Up of Articles: Indicating of articles must be done convincingly, in the direction of the track, and right before the article. As soon as the dog finds an article, the dog must pick it up or indicate it convincingly, without influence from the handler. The handler must drop the line and immediately go to the dog. The handler must show found articles to the judge by holding them up. The handler must position himself next to the dog while taking and lifting up the article.

(d.) Leaving the Track: If the dog starts to leave the track and the handler restrains him or her from doing so, the judge will instruct the handler to follow the dog. The handler must obey this instruction. The tracking phase will be terminated if the dog leaves the track by more than a lead's length or if the handler fails to obey the judge's instruction to follow the dog.

(e.) Wild Game: If wild game appears during the track and the dog goes into hunting drive, the handler may give the down command in an effort to bring the dog under control. On the judge's signal, the tracking will continue. If this is unsuccessful, the tracking phase will be terminated.

(f.) Praise: Occasional praise and giving the start command is permitted in all levels.

(g.) Reporting-Out: After completing the track, the handler will show the found articles to the judge. Playing with or feeding the dog between the finding of the last article and the reporting-out procedure is not allowed. Reporting-out must be done with the dog in the basic position.

Section 9. Obedience Procedural Regulations.

1. Reporting-In: The handler enters the field with the dog off leash and reports in the basic position.

2. Start of Exercises: Every exercise begins and ends in the basic position. The dog sits straight, on the

left side of the handler, with its right shoulder blade at the handler's knee. In the basic position, the handler stands with a straight stance, feet together, at attention. The ending basic position for one exercise may be used as the beginning basic position for the next exercise.

3. Distance from the Dog: The handler must walk a minimum of 30 paces in those exercises in which the handler proceeds away from the dog. The handlers can go further than the prescribed minimum, but the judge can stop handlers from distancing themselves too far from the dog.

4. Praising: The handler may praise the dog after every exercise—once the dog is in the basic position. After praising, the handler may take a new basic position before starting the next exercise. If the handler does not take a new basic position, a distinct pause of three seconds should be observed before proceeding to the next exercise.

5. Voice Commands: Voice commands must be given clearly and audibly. The handler may choose which language to use. If a dog fails to perform an exercise after three commands are given, the exercise is terminated and no points are given for it. When calling the dog, the dog's name may be used instead of the command "come." However, use of the dog's name in combination with the command will be counted as a double-command and penalized by a point loss. Penalties for additional commands are as follows: First extra command: exercise rated "satisfactory," second extra command: exercise rated "insufficient."

6. Fronts and Finishes: The dog may perform the "finish" by going behind the handler or by executing a military (flip) "finish" from in front of the handler. The handler may return from the front or by going around behind the dog.

7. Heeling: In the event the handler possesses a handicap that hinders movement of the dog on the left side, the handler may exhibit the dog on the right side with no point deductions. The command ("heel") is permitted only at the start and when changing pace. The about turn must be a left about turn and the dog may either go around the handler or turn in place. The group is to consist of four people who are slowly moving. Praising of the dog after leaving the group is permitted only in the ending basic position. The firing of the gunshots is done during the off-leash heeling on the first straight leg of the pattern and during the "Down under Distraction." Two shots will be fired, five seconds apart. The first shot is fired at a distance of about 15 paces. In WDS Level III, care must be taken to ensure that the handler of the dog on the "down" is

out of the working dog's sight. In doubtful cases, the judge should assess the dog's gunfire-indifference by first instructing the handler to put the dog on lead. Shots will then be fired by the judge at a distance of about 15 paces, during which the dog must remain on a loose lead. If a dog proves to be gun-shy, it will be eliminated from the trial, and the scorebook will be marked: failed "gun-shy." Under no circumstances are pistols capable of firing live ammunition to be used. Only .22 caliber blank ammunition and a starter pistol incapable of firing live shells may be used.

8. Dumbbells: Dumbbells will be made of wood and have the weights prescribed in the regulations. The event committee will supply the correct dumbbells that will be used by all the trial participants. The handler is not allowed to tamper with the dumbbell in an effort to make it more attractive to the dog by over handling, rubbing, spitting on, etc., the dumbbell. The dumbbell may not be placed in the dog's mouth in advance of any exercises.

9. Retrieve on Flat Ground: The dumbbell must be thrown at least 10 paces away. The command "bring" may first be given after the dumbbell is thrown and comes to a standstill. Placing the dumbbell in the dog's mouth is not allowed.

10. 39-Inch Hurdle: The command "hop" may first be given when the dumbbell is lying still; the command "bring" is given while the dog is still in the process of going over the jump. The height of the hurdle shall be 39.5 inches and the width shall be 59 inches wide. Practice jumps are not allowed.

11. Scaling Wall or A-Frame: The command "bring" must be given while the dog is still in the process of going over the scaling wall on its way to pick up the dumbbell. Practice jumps are not allowed. The dimensions of the two sides of the scaling wall are 75 inches long by 59 inches wide. Three cleats shall be located approximately 10, 22 and 34 inches from the top that extend the width of the side. The cleats shall not be larger than 2x2 inches.

12. Send-Away: The judge designates the start position. While giving the command "go," the handler may raise one arm. Repeated raising of the arm is faulty and not permitted.

13. Down Under Distraction: No leash or other article may be left with the dog. Whenever possible, bitches are to be placed on the "down" at a spot separate from where the males are placed.

14. Blind: One blind must be provided for the use by WDS Level III handlers while their dogs are on the long down.

Section 10. Protection Phase Procedural Regulations. The assessment of the protection work is of the utmost importance for the breeding selection of working dogs. For this reason, the assessment of the protection work has the highest priority. The protection work is especially effective in differentiating natural and useful performance attributes from learned ones.

1. Reporting In: The dog and handler must report to the trial judge at the beginning of the protection work. If a handler cannot report in with the dog in an orderly fashion, for example the dog breaks and runs into a blind, the handler is allowed three commands to call the dog. If the dog does not come after the third command, the Protection Phase is terminated.

2. Searching for the Helper: The handler must walk at a normal pace. Upon a single "sending-in" for each blind, the dog must go directly and attentively to the blind with intensity and single-mindedness, and must look into the blind or run around it closely. Omitting the search (sending directly to the Helper) is not allowed.

3. Hold and Bark: There are no commands allowed on the Hold and Bark. Intense, close circling of the blind is permitted on a limited basis. If the dog leaves the Helper before the handler starts towards the blind, the handler may, on the judge's signal, send the dog in again. If the dog then stays close to the Helper, the hold exercise will be rated "insufficient," but the protection work is allowed to continue. If the dog fails to go to the Helper or leaves the Helper again on the second attempt, the protection phase is terminated. If the dog comes to meet the handler as the handler approaches the blind, a partial score will result. If the dog leaves the Helper before the judge's signal to pick up the dog, a partial score is likewise given.

4. Equipment: Only a leather-covered, padded, soft stick is to be used by the helper during the intimidation part. The officiating judge must ensure that a sufficient number of blinds are available on the trial grounds. These blinds may be either natural or man made. The blinds will be placed at least six-and-a-half feet away from natural or man made boundaries.

CHAPTER 4

TEMPERAMENT TEST

Section 1. General Provisions. Participants who wish to compete in WDS tests must first pass a qualifying temperament and performance test and **comply with Chapter 1, Section 23.**

The minimum age requirement is 15 months. No point total is given, but the judge will announce either Pass or Fail. A dog must earn 70% of the total points available (60 points) in Part A to pass and continue to Part B, and the judge considers the exercises in Part B to be sufficient. There is no waiting period requirement for the test to be repeated. The Temperament Test is not a training title but is a requirement to proceed to the WD Levels.

Section 2. Formal Obedience. Total points: 60. Each individual exercise starts and finishes in the basic position (handler standing still and the dog sitting to the left of the handler). The dog sits straight in the basic position with its right shoulder blade even with the handler's knee. The ending basic position for one exercise may serve as the initial basic position for the next exercise.

The judge indicates when to begin an exercise. Everything else (e.g. turns, stops, change of pace, etc.) is to be carried out without any indication from the judge. Nonetheless, the handler may ask the judge to give these indications.

The dog may be praised after the completion of each exercise. The handler may then take a new "basic position." A clear interval (about three seconds) should elapse between the praise and the start of a new exercise. Between exercises the dog must stay in the basic position.

1. On-lead heeling (15 points) The exercise begins with the dog in the basic position. The dog should be on-leash and wearing either a smooth collar or a metal choke collar on the "dead ring." The dog heels happily when the "heel" command is given.

The handler and dog walk 40 to 50 paces in one direction and then return without stopping. The dog heels with its shoulder blade close to the handler's knee and should stay to the left of the handler without forging, lagging, or moving too far sideways from the handler. The straight-line portion of the exercise is carried out in normal, slow, and fast pace. In a normal pace at least one right-turn, one left-turn, and one left-about-turn are conducted. The command "heel" may be used only when beginning or when changing speed. When the handler stops, the dog sits quickly

without handler help. The handler can not change position, e.g. move closer to the dog if it sits too far to the side. The lead should be held in the left hand of the handler and should not be taut. At the judge's signal the handler should heel the dog through a group of at least four people who are slowly mingling. The handler should heel the dog around 1 person to the left and around 1 person to the right. The handler stops at least once in the group. Lagging, forging, heeling too far away from the handler, as well as following too sloppily on the turns, are all faulted.

2. Off-lead heeling (15 points) At the judge's indication the dog is taken off lead. The lead may be hung over the shoulder or put into a pocket, and the handler heels the dog back into the group, where the handler should heel the dog around 1 person to the left and around 1 person to the right, the handler should stop at least once. After leaving the group the handler assumes the basic position and begins the off-lead heeling using the same pattern that was followed in the on-lead heeling (except for entering the group again).

3. Walking sit (10 points) From the basic position the handler begins heeling the dog, off leash. 10 to 15 paces, the handler, without breaking stride, gives the command "sit" whereupon the dog is to immediately sit. The handler continues walking straight ahead for 30 paces and then turns to face the dog. At the judge's indication the handler returns to the dog and assumes the basic position. The dog should sit quietly until the handler returns. If the dog down or stands, five points will be deducted.

4. Walking down with recall (10 points) From the basic position the handler begins heeling the dog, off leash. After at least 10 to 15 paces the handler, without breaking stride, gives the command "down" whereupon the dog is to immediately down. The handler continues ahead 30 steps without looking back at the dog and then turns and faces the dog. At the judge's signal the handler calls the dog. The dog should come rapidly and happily and sit in front of the handler. The handler gives the command "heel," and the dog should assume the basic position. If the dog sits or stands, but comes properly when recalled, five points will be deducted.

5. Down under distraction (10 points) Before a second dog begins the on-field obedience, the handler heels the dog to the side of the field and from the basic position gives the command "down." The dog should down immediately, and the handler walks about 30 paces away, without leaving the lead or any other article near the dog. Handlers stand, with their backs turned, in full view of their dogs. The dog lies quietly

without any further help until the other dog has completed exercises 1-4. The handler then returns to the right side of the dog and gives a "sit" command whereupon the dog sits in the basic position.

Section 3. Practical Exercises. The second part of the Temperament Test serves to test the dog's social behavior as well as the dog's self-confidence in its environment. The evaluation should be held in a location that offers everyday situations. The testing should not be on, or adjacent to, the formal obedience field. These tests should be held in a populated area during a time when there is substantial activity. The judge, together with the Trial Secretary, shall determine where and how the exercises are carried out (on streets, paths, or open areas). At the judge's discretion each dog may in turn complete all exercises or all dogs may complete one exercise before proceeding to the next one. The test should not interfere with the rules of the municipality or other laws. The dog remains on lead during all the exercises. There is no score, but the judge is to decide if the dog's behavior is acceptable. The dogs must pass both parts of the Temperament Test in a single trial to earn the TT title and advance to the WDS tests.

1. Encounter with a group of people. At the judge's signal the handler walks the dog down a sidewalk or path. At the judge's signal, the handler and dog should cross the street. The judge follows at an appropriate distance. The dog walks to the left of the handler, on a loose lead, with its shoulder near the handler's knee and should willingly follow. The dog should pay no attention to the pedestrian or automobile traffic. While walking, a pedestrian (associated with the trial) shall cut across their path. The dog should remain neutral; i.e. its behavior should be unaffected. The dog and handler should pass through a group of at least six people in which one person speaks with the handler and greets him or her with a handshake. At the handler's command the dog should sit or down and remain quiet during the conversation.

2. Encounter with a bicycle rider. A short time later a bicycle rider (associated with the trial) shall pass close to them, coming from behind. This should happen in such a way that the dog is between the handler and the bicycle. As the bicycle passes, the bicycle bell should be rung. The bicycle rider turns around and passes the dog from the opposite direction. The dog's behavior should remain unaffected.

3. Encounter with automobiles. The handler and dog pass several automobiles. One car should be started, and the door of a second car should be slammed. A

car then stops, and the driver lowers the window and asks for directions. At the handler's command, the dog sits or downs. The dog remains calm and neutral towards the noises.

4. Encounter with joggers or in-line skaters. The handler walks the dog down a quiet path, and at least two joggers pass him or her from behind without changing speed. Then the joggers pass the dog and handler from the front. The dog needn't heel exactly, and the handler may sit or down the dog during the encounter. (Instead of joggers, in-line skaters may be used.)

5. Encounter with other dogs. When passing another dog, both from behind as well as from the front, the dog must remain neutral. The handler may give multiple "heel" commands or sit or down the dog during the encounter.

6. Behavior of dog when left alone and towards other animals. At the judge's indication the handler walks the dog down a path with slight traffic. After a short distance the handler stops and ties the end of the lead to a fence, post, etc. The handler departs, staying out of sight of the dog while entering a shop or house. The dog may stand, sit, or down. A passer-by (associated with the trial) with a dog walks by at a distance of about five paces from the dog being tested. The dog should remain calm and allow the second dog to pass without showing signs of aggression (straining against the lead, continuous barking, etc.). At the judge's signal the handler returns to the dog.

CHAPTER 5

WORKING DOG LEVEL I

Section 1: Tracking.

Maximum point total: 100

– Performance on the track = 80 points

– 2 articles (10 +10) = 20 points

1. Laying of the Track. The handler will lay a track of at least 300 paces with two articles on it. The articles must have a length of about 4 inches, a width of 1 inch and a thickness of a half inch. After the track has aged for 20 minutes, the handler may track with the dog at the end of a 33 foot lead or 33 feet behind the dog off lead. Scoring shall not depend on which way the handler works the dog.

The track will have two 90-degree turns. The judge will determine the shape of the track in accord with the nature of the tracking field. The start of the track will be marked with a flag or stake to the left of the start. After stamping out a “scent pad,” the handler will walk in the direction indicated by the judge and, without breaking stride, place the first article after 100 paces approximately in the middle of the first or second leg. The second article will be placed at the end of the track. Upon completing the track, the handler continues for several paces and leaves the track to the side.

2. Procedures. Before laying the track, the handler must show the judge the articles. Articles can be made of leather, synthetic material, cloth, or wood. Toys can not be used, and the articles should not differ substantially in color from the field.

The dog should not see the track being laid. The track is not to be altered when the article is laid, and the handler is not to stop. The article should be placed on the track, not next to it.

The handler prepares the dog for tracking and, when called, reports to the judge. The dog sits in the basic position, and the handler tells the judge if the dog will indicate or retrieve the articles. At the judge’s signal, the handler takes the dog slowly and quietly to the start pad. Before tracking and while tracking, there should no signs of the handler forcing the dog. At the start pad the dog may take a sufficient amount of time to pick up scent. After the dog begins tracking handlers should remain still until the 33 foot lead runs through their hands or until the dog is 33 feet ahead— if tracking off lead. When the dog finds an article, the dog should indicate or pick up the article. If the dog picks up the article, it may sit, stand, or bring it to the handler. Indicating may be done by downing, sitting, or

standing. The handler drops the lead and goes to the dog. The handler holds up the article to show that the dog has found it. Then the handler and the dog resume tracking. Following completion of the track, the handler shows the judge all the articles.

3. Scoring. Up to four points will be deducted for faulty starts, quartering, circling at the corners, continuous handler praise, faulty picking up or indicating, or dropping the article. Up to eight points will be deducted for restarts, pronounced quartering, tracking primarily with a high nose, rambunctious tracking, urinating, hunting, and similar behavior.

For each article that is picked up or indicated falsely, up to four points will be deducted. For each article that is not found, 10 points will be deducted. For indicating or picking up an article that was not deposited by the tracklayer, four points will be deducted. The start and first leg together are worth 27 points; the first turn and second leg together are worth 27 points; and the second turn together with the third leg are together worth 26 points.

Section 2. Obedience.

Maximum point total: 100 points

Each exercise will begin and end with the dog in the basic position. The judge will indicate when each exercise begins. All further actions, (turns, stops, change of pace, etc) will be conducted without any indication from the judge, but the handler may ask the judge questions about procedure.

1. Off-lead heeling (20 points) The handler and dog walk 40 to 50 paces in one direction and then return without stopping. The dog heels with its shoulder blade close to the handler's knee and should stay to the left of the handler without forging, lagging, or moving too far sideways from the handler. The straight-line portion of the exercise is carried out in normal, slow, and fast pace. In a normal pace at least one right-turn, one left-turn, and one left-about-turn are conducted. The command "heel" may be used only when beginning or when changing speed. When the handler stops, the dog sits quickly without handler help. The handler can not change position, e.g. move closer to the dog if it sits too far to the side. At the judge's signal the handler should heel the dog through a group of at least four people who are slowly mingling. The handler should heel the dog around 1 person to the left and around 1 person to the right. The handler stops at least once in the group. Lagging, forging, heeling too far away from the handler, as well as following too sloppily on the turns, are all faulted. During the first straight leg of off-lead heeling (but not while

the handler is in the group), two gunshots will be fired from a starter-type pistol of .22 caliber using blank ammunition (from a distance of about 15 paces). Pistols must be of a type that will not fire live rounds; .22 caliber crimps are not allowed. The dog should show no reaction to the gunfire.

Scoring: Lagging, forging, heeling too far away from the handler, as well as following too sloppily on the turns, are all faulted. If the dog is gun shy, it fails the obedience portion and will be excused from the remainder of the test. If the dog becomes aggressive as a result of the gunfire, the reaction will be faulted, but the dog may continue if it remains under control.

2. Walking sit (10 points) From the basic position the handler heels the dog off leash using the command “heel.” After 10 to 15 paces, the handler, without breaking stride, gives the command “sit” whereupon the dog is to immediately sit. The handler continues walking ahead 30 paces and then turns to face the dog. At the judge’s signal the handler returns to the dog and assumes the basic position to the right of the dog. The dog should sit quietly until the handler returns.

Scoring: If the dog downs or stands after the “sit” command, five points will be deducted.

3. Walking down with recall (10 points) From the basic position the handler begins heeling the dog off leash using the command “heel.” After 10 to 15 paces the handler, without breaking stride, gives the command “down” whereupon the dog is to immediately down. The handler continues walking ahead 30 paces and then turns to face the dog. At the judge’s signal the handler calls the dog. The dog should come rapidly and happily and sit in front of the handler. The handler gives the command “heel,” and the dog assumes the basic position.

Scoring: If the dog sits or stands after the command “down” is given, but comes properly when called, five points will be deducted.

4. Retrieve on the flat (10 points) At the judge’s signal, the handler throws a dumbbell (1.43 pounds) at least 10 paces in front of him or her. From the basic position, following a single command “bring,” the dog quickly goes to the dumbbell, picks it up, and returns to the handler. The dog sits in front of the handler and firmly holds the dumbbell until the handler gives an “out” command. Following the command “heel,” the dog assumes the basic position.

Scoring: If the dog drops the dumbbell, plays with it, or chews it, up to four points will be deducted.

5. Retrieve over 39-inch hurdle (15 points) The handler stands at an appropriate distance from the hurdle so that the dog can easily clear it. The handler throws a dumbbell (1.43 lbs.) far enough over the hurdle so the dog can easily clear the jump when returning. From the basic position, following a single command “over,” the dog should quickly jump the hurdle without touching it. A “bring” command should be given while the dog is in the air. Upon landing, the dog should pick up the dumbbell and quickly return to the handler, jumping the hurdle again on the return. The dog sits in front of the handler and firmly holds the dumbbell until the handler gives an “out” command. Following the command “heel,” the dog assumes the basic position. If the dumbbell comes to rest far to one side of the jump, the handler may request, or the judge may suggest, that the dumbbell be re-thrown. While the handler picks up the dumbbell and re-throws, the dog remains in the sit position.

Scoring: If the dog drops the dumbbell, plays with it, or chews it, up to four points will be deducted. If the dog completes only two of the three elements (jump, retrieve and return), a maximum score of 10 points is possible. If the dog touches the jump slightly, a maximum rating of “good” may be given for each jump. If the dog hits the jumps strongly, a maximum rating of “satisfactory” may be given for each jump.

6. Retrieve over 6-foot scaling wall (15 points) The handler stands at an appropriate distance from the scaling wall so that the dog can get enough momentum to easily climb the wall. The handler throws a dumbbell (1.43 lbs.) far enough over the scaling wall so the dog can easily climb the wall on the return. From the basic position, following a single command “hop,” the dog should quickly climb the scaling wall. A “bring” command should be given while the dog is going over the scaling wall. Upon clearing the wall, the dog picks up the dumbbell and quickly returns to the handler, scaling the wall again on the return. The dog sits in front of the handler and firmly holds the dumbbell until the handler gives an “out” command. Following the command “heel,” the dog assumes the basic position.

Scoring: If the dog drops the dumbbell, plays with it, or chews it, up to four points will be deducted. If the dog completes two of the three elements (going over the scaling wall, retrieve, returning over the scaling wall), the judge will give a maximum score of 10 points.

7. Send away (10 points) At the judge’s signal, the handler heels the dog (off leash) 10 to 15 paces and gives the command “go.” The dog runs straight ahead at least

30 paces. After giving the command, the handler stops. When giving the “go” command, the handler may raise an arm. After the dog has gone the required distance, the judge may signal the handler to give the down command. The dog must immediately down. The handler then goes to the dog and stands to the right of the dog. After a short pause, the handler gives a “sit” command, and the dog assumes the basic position.

Scoring: The handler raising an arm repeatedly is faulted, as is the dog deviating from a straight line, going down slowly after the “down” command, anticipating the “down” command, or anticipating the sit command when the handler returns to the dog.

8. Down under distraction (10 points) Before a second dog begins the obedience test, the handler heels the dog to the side of the field and from the basic position gives the command “down.” The dog downs immediately, and the handler walks about 30 paces away, without leaving the lead or any other article near the dog. The handler stands, with back turned, in full view of the dog. The dog lies quietly without any further handler help until the other dog has completed exercises one through seven. The handler then returns to the right side of the dog and gives a “sit” command whereupon the dog assumes the basic position.

Males and bitches perform this exercise in different spots of the field.

Scoring: If the dog moves more than 10 feet before the other dog has completed the down with recall, no points will be given for this exercise. If the dog comes to the handler while the handler is returning to the dog, up to 3 points will be deducted.

Section 3. Protection work.

Maximum point total: 100 points

1. Blind search (5 points) The dog begins in the basic position between blinds 5 and 6. At the judge’s signal, the handler sends the dog to search two blinds on opposite sides of the field. A helper, wearing a protective sleeve, will be stationed in blind 6. The handler stays in the middle of the field until told by the judge to approach the blind. The dog’s name may be used in combination with the command “search.”

2. Hold and bark (10 points) As soon as the dog reaches the blind, the dog begins to bark at the helper, without gripping the sleeve. The dog should guard close and attentively and bark convincingly and self-confidently until the end of the exercise. At the judge’s signal the handler goes to a point five paces from the blind and either calls the dog to the basic position or goes to the dog and heels him out of the blind.

Scoring: If the dog returns to the handler on the approach to the blind, a partial score will be given. If the dog leaves the helper before the judge tells the handler to get the dog, a partial score will be given.

3. Escape (20 points) The handler tells the helper to step out of the blind and move to a spot designated by the judge. The handler heels his dog to within 5 paces from the helper, tells the dog to down, and goes into the blind. The dog should watch the helper attentively while downing quietly. At the judge's signal, the helper attempts to escape. The dog quickly goes to the helper and takes a firm and energetic grip on the sleeve to hinder the escape. At the judge's signal, the helper stops struggling. The dog must release the grip, either independently or after a single command from the handler. The dog then guards the helper.

Scoring: If the dog does not grip the sleeve before the helper has run 60 feet, the protection phase will be ended.

4. Defense (35 points) At the judge's signal, the helper attempts to "attack" the dog. The dog immediately and energetically takes a full grip on the sleeve to hinder the "attack." After the dog grips the sleeve, the helper correctly uses the padded stick to antagonize the dog. The handler may encourage the dog verbally.

At the judge's signal the helper stops the "attack" and becomes passive. The dog releases the sleeve after a single "out" command and guards the helper attentively. When the judge signals, the handler approaches the dog and gives a "heel" command to put the dog into the basic position.

5. Attack on the dog out of motion (30 points) The judge tells the handler to heel the dog to the center line, even with the first blind. The handler may hold the dog by the collar. The handler may not stimulate the dog who must sit quietly next to the handler. The dog remains in this position until given a "go" command to defend against an attack by the helper.

At the judge's indication the helper leaves the blind at the far end of the field and runs across the field. The handler tells the helper to "stand still." The helper refuses and turns towards the handler to attack him. The judge gives the handler the signal to send the dog to defend against the attack. The handler sends the dog with the command "search."

The dog quickly and energetically goes to the helper and defends against the attack with a firm, full, self-confident, and quiet grip on the sleeve. After the dog grips the sleeve, the helper attempts to intimidate the dog and then stands still at the judge's signal. The

dog releases the grip after a single “out” command by the handler and guards the helper intensely.

At the judge’s signal the handler approaches the dog at a normal pace and with a “heel” command brings the dog into the basic position. The handler disarms the helper. A side transport to the judge follows. The helper leaves the field, and the judge gives a critique and score, during which time the dog may down.

Scoring: If the dog is unruly in the basic position prior to the courage test, up to three points will be deducted. If the dog fails to release during the protection phase, the protection phase is terminated, and no score is given in Phase C and no TSB rating will be given.

If the dog leaves the helper before the judge signals the handler to approach the dog, Phase C will be ended. Any dog that is out of control will receive no score and be excluded from the remainder of the test. Dogs showing insufficient drive, lack of self-confidence, or intolerance to stress (refusal to grip the sleeve during appropriate exercises) receive no score in Phase C and receive a TSB rating “insufficient.”

CHAPTER 6

WORKING DOG LEVEL II

Section 1. Tracking.

Maximum point total: 100

- Performance on the track = 80 points
- 2 articles (10 +10) = 20 points

1. Laying the Track. A tracklayer will lay a track of at least 400 paces with two articles on it. The articles must be of correct size. After the track has aged for 30 minutes, the handler may track with the dog at the end of a 33-foot-long lead or 33 feet behind the dog off lead. Scoring shall not depend on which way the handler works the dog.

The track will have two 90-degree turns. The judge will determine the shape of the track in accord with the nature of the tracking field. The start of the track will be marked with a flag or stake. After stamping out a "scent pad," the tracklayer walks in the direction indicated by the judge and places the first article approximately in the middle of the second leg without breaking stride. The second article will be placed at the end of the track. After completing the track, the tracklayer will continue for several paces and then leave the track to the side.

2. Procedure. Before beginning the track, the tracklayer must show the judge the article. Articles may be made of leather, synthetic material, cloth, or wood. Toys may not be used, and the articles should not differ substantially in color from the field.

The dog and handler should not see the track being laid. The track should not be altered when the article is placed, and the tracklayer should not stop. The article will be placed on the track, not next to it.

The handler prepares the dog for tracking and, when called, reports to the judge. The dog sits in the basic position, and the handler tells the judge if the dog will indicate or retrieve the articles. At the judge's signal, the handler takes the dog slowly and quietly to the start pad. Before the track and during the track, no force may be used. At the start pad the dog may take a sufficient amount of time to pick up scent. Everything must be avoided that might cause the dog to start tracking in an unruly manner.

After the dog begins tracking, handlers remain still until the 33-foot lead runs through their hands. The handler should follow the dog at a distance of 33 feet even if the dog is off lead. As soon as the dog finds the article, it should indicate or pick it up convincingly without any help from the handler. If the dog picks up the article it may sit, stand, or bring it to the handler.

A dog may indicate by downing, sitting, or standing. The handler drops the lead and goes immediately to the dog. The handler holds up the article to show that the dog found it. The handler and the dog resume tracking. Following completion of the track, the handler shows the judge all the articles.

3. Scoring. Up to four points will be deducted for faulty starts, quartering, circling at the corners, continuous handler praise, faulty picking up or indicating, or dropping the article. Up to eight points will be deducted for restarts, pronounced quartering, tracking primarily with a high nose, rambunctious tracking, urinating, hunting, and similar behavior.

For each article that is picked up or indicated falsely, up to four points will be deducted. For each article that is not found, 10 points will be deducted.

For indicating or picking up an article that was not deposited by the tracklayer, four points will be deducted. The start and first leg together are worth 27 points, the first turn and second leg together are worth 27 points, and the second turn together with the third leg are together are worth 26 points.

Section 2: Obedience.

Maximum point total: 100 points

Each exercise will begin and end with the dog in the basic position. The judge will indicate when each exercise begins. All further actions, e.g. turns, stops, change of pace, etc., will be conducted without any indication from the judge, but the handler may ask the judge questions about procedure.

1. Off-lead heeling (10 points) The handler and dog walk 40 to 50 paces in one direction and then return without stopping. The dog heels with its shoulder blade close to the handler's knee and should stay to the left of the handler without forging, lagging, or moving too far sideways from the handler. The straight-line portion of the exercise is carried out in normal, slow, and fast pace. In a normal pace at least one right-turn, one left-turn, and one left-about-turn are conducted. The command "heel" may be used only when beginning or when changing speed. When the handler stops, the dog sits quickly without handler help. The handler can not change position, e.g. move closer to the dog if it sits too far to the side. At the judge's signal the handler should heel the dog through a group of at least four people who are slowly mingling. The handler should heel the dog around 1 person to the left and around 1 person to the right. The handler stops at least once in the group. Lagging, forging, heeling too far away from the handler, as well as

following too sloppily on the turns, are all faulted. During the first straight leg of off-lead heeling (but not while the handler is in the group), two gunshots will be fired from a starter-type pistol of .22 caliber using blank ammunition (from a distance of about 15 paces). Pistols must be of a type that will not fire live rounds; .22 caliber crimps are not allowed. The dog should show no reaction to the gunfire.

Scoring: Lagging, forging, heeling too far away from the handler, as well as following too sloppily on the turns, are all faulty. If the dog is gun shy, it fails the obedience and will be excluded from the remainder of the test. If the dog becomes aggressive as a result of the gunfire, the reaction will be faulted, but the dog may continue if it remains under control.

2. Walking sit (10 points) From the basic position the handler heels the dog off leash, using the command "heel." After 10 to 15 paces the handler, without breaking stride, gives the command "sit" whereupon the dog immediately sits. The handler continues walking straight ahead for 30 paces and turns to face the dog. At the judge's signal the handler returns to the dog and assumes the basic position to the right of the dog. The dog sits quietly until the handler returns.

Scoring: If the dog downs or stands after the "sit" command is given, five points will be deducted.

3. Walking down with recall (10 points) From the basic position the handler heels the dog, off leash, using the command heel. After 10 to 15 paces the handler, without breaking stride, gives the command "down" whereupon the dog immediately downs. The handler continues ahead 30 paces without further help or looking back at the dog and then turns and faces the dog. At the judge's signal the handler calls the dog. The dog comes rapidly and happily and sits in front of the handler. The handler gives the command "heel," and the dog assumes the basic position.

Scoring: If the dog sits or stands after the command "down" is given, but comes properly when called, five points will be deducted.

4. Walking stand (10 points) From the basic position the handler heels the dog, off leash, using the command "heel." After 10 to 15 paces the handler, without breaking stride, gives the command "stand," whereupon the dog immediately stands. The handler continues walking straight ahead for 30 paces and then turns to face the dog. At the judge's signal the handler returns to the dog and assumes the basic position to the right of the dog.

Scoring: Five points will be deducted if the dog sits or

downs after the command “stand” is given but remains in place until the handler returns to the dog.

5. Retrieve on the flat (10 points) From the basic position, the handler throws a dumbbell (2.2 lbs.) at least 10 paces in front of the dog. Following the command “bring,” the dog quickly goes to the dumbbell, picks it up, and returns to the handler. The dog sits in front of the handler and firmly holds the dumbbell until the handler gives an “out” command and takes the dumbbell. Following the command “heel,” the dog assumes the basic position.

Scoring: If the dog drops the dumbbell, plays with it, or chews it, up to four points will be deducted.

6. Retrieve over the 39-inch hurdle (15 points) The handler stands at an appropriate distance from the hurdle so the dog can easily clear it. The handler throws a dumbbell (1.43 lbs.) far enough over the hurdle so the dog can easily clear it when returning. If the dumbbell comes to rest too far to one side of the jump, the handler may request, or the judge may suggest, that the dumbbell be re-thrown. While the handler picks up the dumbbell and re-throws, the dog remains in the sit position. From the basic position, following a single command “over,” the dog quickly jumps the hurdle without touching it. A “bring” command will be given while the dog is in the air. The dog should pick up the dumbbell and quickly return to the handler, clearing the jump again on the return. The dog shall sit in front of the handler and firmly hold the dumbbell until the handler gives an “out” command. Following the command “heel,” the dog assumes the basic position.

Scoring: If the dog drops the dumbbell, plays with it, or chews it, up to four points will be deducted. If the dog completes only two of the three basic elements (jump, retrieve, return jump), a maximum score of 10 points is possible. If the dog touches the jump slightly while going over, a maximum score of “good” may be given for each jump. If the dog hits the jumps strongly, a maximum rating of “satisfactory” will be given for each jump.

7. Retrieve over a 6-foot scaling wall (15 points) The handler stands at an appropriate distance from the scaling wall so that the dog can get enough momentum to easily climb the wall. The handler throws a dumbbell (1.43 lb.) far enough over the scaling wall that the dog can easily climb the wall on the return. If the dumbbell comes to rest too far to one side of the jump, the handler may request, or the judge may suggest, that the dumbbell be re-thrown. While the handler picks up the dumbbell and re-throws, the dog remains in the sit position. From the basic position, fol-

lowing the command “hop,” the dog quickly climbs the scaling wall. A “bring” command will be given while the dog is going over the scaling wall, and the dog picks up the dumbbell and quickly returns to the handler. The dog sits in front of the handler and firmly holds the dumbbell until the handler gives an “out” command. Following the command “heel,” the dog assumes the basic position.

Scoring: If the dog drops the dumbbell, plays with it, or chews it, up to four points will be deducted. If the dog completes two of the three elements (going over the scaling wall, retrieve, returning over the scaling wall), the judge will give a maximum score of 10 points.

8. Send away (10 points) At the judge’s signal the handler heels the dog (off leash) 10 to 15 paces in the indicated direction and gives the command “go.” The dog runs straight ahead at least 30 paces. After giving the command the handler stops. When giving the command “go,” the handler may raise an arm. After the dog has gone the required distance the judge signals the handler to give the “down” command. The dog must immediately down. The handler goes to the dog and stands to the right of the dog. After a short pause, the handler gives a “sit” command and the dog assumes the basic position.

Scoring: Raising an arm repeatedly will be faulted, as is deviating from a straight line, going down slowly after the “down” command, anticipating the “down” command, or anticipating the sit command when the handler returns to the dog.

9. Down under distraction (10 points) Before a second dog begins the on-field obedience, the handler heels the dog to the side of the field and from the basic position gives the command “down.” The dog downs, and the handler walks about 30 paces away, without leaving the lead or any other article near the dog. The handler stands, with back turned, in full view of the dog. The dog lies quietly without any further handler help until the other dog has completed exercises 1 through 7. The handler returns to the right side of the dog and gives a “sit” command whereupon the dog assumes the basic position. Males and bitches should perform this exercise in different spots on the field.

Scoring: If the dog moves more than 10 feet before the other dog has completed the down with recall exercise, no points will be given for this exercise. Otherwise a partial score may be given. If the dog comes to the handler while the handler returns to the dog, up to three points will be deducted.

Section 3: Protection work.

Maximum point total: 100 points

1. Blind search (5 points) The dog begins in the basic position between blinds number 2 and 3. At the judge's signal the handler sends the dog to search four blinds on opposite sides of the field. A helper, wearing a protective sleeve, will be hiding in the last blind. The dog's name may be used in combination with the command "search." The handler walks down the center line at a normal pace until the dog is sent to blind 6. The handler stays in the middle of the field until the dog finds the helper. The judge signals the handler to approach the blind. The dog must bark for about 20 seconds in the blind before the handler approaches.

2. Hold and bark (10 points) As soon as it reaches the blind, the dog should begin to bark at the helper, without gripping the sleeve. The dog should guard close and attentively and bark for at least 20 seconds convincingly and self-confidently until the end of the exercise. At the judge's signal, the handler goes to within five paces of the blind and, at the judge's signal, calls the dog to heel with the commands "here - heel."

Scoring: If the dog does not come to heel after three commands, the handler should go to the blind and heel the dog out. This portion of the exercise would be rated "faulty."

3. Escape (10 points) The handler tells the helper to step out of the blind and move to a spot designated by the judge. The handler heels his dog to within 5 paces from the helper, tells the dog to down, and goes into the blind. The dog should watch the helper attentively while downing quietly. At the judge's signal, the helper attempts to escape. The dog quickly goes to the helper and takes a firm and energetic grip on the sleeve to hinder the escape. At the judge's signal, the helper stops struggling. The dog must release the grip, either independently or after a single command from the handler. The dog then guards the helper.

Scoring: If the dog does not grip the sleeve before the helper has run approximately 20 paces, the protection phase will be ended.

4. Defense (20 points) At the judge's signal, the helper "attacks" the dog. The dog immediately and energetically takes a full grip on the sleeve to hinder the attack. After the dog has gripped the sleeve, the helper correctly utilizes the padded stick to fend the dog off. The handler may encourage the dog verbally.

At the judge's signal the helper stops the attack and becomes passive. The dog releases the sleeve after a single "out" command and guards the helper attentively.

When the judge signals the handler approaches the dog and gives a “heel” command to put the dog into the basic position.

5. Front transport (5 points) The handler tells the helper to step back, turn around, and start walking. The handler heels the dog 5 paces behind the helper. At the judge’s signal the helper makes a 90-degree turn. The dog watches the helper attentively without forging.

6. Defense against aggression on handler (30 points) After about 30 paces of heeling and at the judge’s signal, the helper turns around and “attacks” the dog and handler without shouting. The dog immediately, energetically, and self-confidently defends against the attack by gripping the sleeve. The grip should be full and hard. At the judge’s signal the helper stops the attack and becomes passive. The dog releases the sleeve after a single “out” command and guards the helper attentively. When the judge signals the handler approaches the dog and gives a “heel” command to put the dog into the basic position.

7. Attack on the dog out of motion (20 points) The judge tells the handler to heel the dog to the center line, even with the first blind. The handler may hold the dog by the collar. The handler may not stimulate the dog, which must sit quietly next to the handler. The dog remains in this position until given a “go” command to defend against an attack by the helper.

At the judge’s signal the helper leaves the blind at the far end of the field and runs across the field. The handler tells the helper to stand still. The helper refuses and turns towards the handler to attack him or her. The judge immediately gives the handler the signal to send the dog to defend against the attack.

The dog runs to the helper and defends against the attack with a firm, full, self-confident, and quiet grip on the sleeve. After the dog has gripped the sleeve, the helper attempts to intimidate the dog, without stick hits, and then stands still at the judge’s signal. The dog releases the grip after a single “out” command is given by the handler and guards the helper intensely.

At the judge’s signal the handler approaches the dog at a normal pace and with a “heel” command brings the dog into the basic position. The handler disarms the helper. A side transport to the judge follows. The helper leaves the field, and the judge gives a critique and score, during which time the dog may down.

Scoring: If the dog is unruly in the basic position prior to the courage test, up to three points will be deducted. If the dog fails to release at any time during

the protection phase, the phase is terminated, and no score is given for Phase C and no TSB rating is given.

If the dog leaves the helper before the judge signals the handler to approach the dog, Phase C will be ended. If a dog is out of control, it will receive no score and be excluded from the remainder of the trial. Dogs that are not allowed to continue in the trial because of insufficient drive, self-confidence, or resilience (refusal to grip the sleeve during appropriate exercises) receive no score in Phase C and a TSB rating “insufficient.”

CHAPTER 7

WORKING DOG LEVEL III

Section 1: Tracking.

Maximum point total: 100

- Performance on the track = 80 points
- 3 articles (7+7+6) = 20 points

1. Laying the Track. A tracklayer will lay a track of at least 600 paces with three articles on it. The articles must be the correct size. The track will have four 90-degree turns. Left, right, or a combination of both turns may be used in the laying of the tracks. The judge will determine the shape of the track in accord with the nature of the tracking field.

The start of the track will be marked with a flag or stake. After stamping out a "scent pad," the tracklayer walks in the direction indicated by the judge and, after at least 100 paces (on the second leg if necessary), places the first article.

The tracklayer, without breaking stride, places the second article approximately in the middle of the second or third leg. The third article will be placed at the end of the track. Following completion of the track, the tracklayer will continue for several paces and leave the track to the side. The track must age for 60 minutes. The handler may track with the dog at the end of a 33-foot lead or 33 feet behind the dog off lead. Scoring shall not depend on which way the handler works the dog.

2. Procedures. Before beginning the track, the tracklayer must show the judge the articles. Articles may be made of leather, synthetic material, cloth, or wood. Toys may not be used, and the articles should not differ substantially in color from the field.

The dog and handler should not see the track being laid. The track should not be altered when the article is placed, and the tracklayer should not stop. The article will be placed on the track, not next to it.

The handler prepares the dog for tracking and, when called, reports to the judge. The dog sits in the basic position, and the handler tells the judge if the dog will indicate or retrieve the articles. At the signal from the judge, the handler takes the dog slowly and quietly to the start pad. Before the track and during the track, no force may be used. At the start pad the dog may take a sufficient amount of time to pick up scent. Everything must be avoided that might cause the dog to start tracking in an unruly manner.

After the dog begins tracking, handlers remain still until the 33 foot lead runs through their hands. The handler should follow the dog at a distance of 33 feet,

even if the dog is off lead. As soon as the dog finds the article, it should indicate or pick it up convincingly without any help from the handler. If the dog picks up the article, it may sit, stand, or bring it to the handler. Indicating may be done while downing, sitting, or standing. The handler drops the lead and goes immediately to the dog. The handler holds up the article to show the dog has found it. The handler and the dog resume tracking. Following completion of the track, the handler shows the judge all the articles.

3. Scoring: Up to four points will be deducted for faulty starts, quartering, circling at the corners, continuous handler praise, faulty picking up or indicating, or dropping the article. Up to eight points will be deducted for restarts, pronounced quartering, tracking primarily with a high nose, rambunctious tracking, urinating, hunting, and similar behavior.

For each article that is picked up or indicated falsely, up to four points will be deducted. Seven points each will be deducted for not finding the first and/or second article. If the last article is not found, six points will be deducted.

Four points will be deducted for indicating or picking up an article that was not deposited by the tracklayer. The start and first leg together are worth 16 points, the first turn and second leg together are worth 16 points, and the second turn together with the third leg are together worth 16 points. The third turn and fourth leg together are worth 16 points, and the fourth turn together with the fifth leg are worth 16 points.

Section 2. Obedience.

Maximum point total: 100 points

Each exercise will begin and end with the dog in the basic position. The judge will signal when each exercise begins. All further actions, e.g. turns, stops, change of pace, etc., will be performed without any indication from the judge, but the handler may ask the judge questions about procedure.

1. Off-lead heeling (10 points) The handler and dog walk 40 to 50 paces in one direction and then return without stopping. The dog heels with its shoulder blade close to the handler's knee and should stay to the left of the handler without forging, lagging, or moving too far sideways from the handler. The straight-line portion of the exercise is carried out in normal, slow, and fast pace. In a normal pace at least one right-turn, one left-turn, and one left-about-turn are conducted. The command "heel" may be used only when beginning or when changing speed. When the handler stops, the dog sits quickly without handler

help. The handler can not change position, e.g. move closer to the dog if it sits too far to the side. At the judge's signal the handler should heel the dog through a group of at least four people who are slowly mingling. The handler should heel the dog around 1 person to the left and around 1 person to the right. The handler stops at least once in the group. Lagging, forging, heeling too far away from the handler, as well as following too sloppily on the turns, are all faulted. During the first straight leg of off-lead heeling (but not while the handler is in the group), two gunshots will be fired from a starter-type pistol of .22 caliber using blank ammunition (from a distance of about 15 paces). Pistols must be of a type that will not fire live rounds; .22 caliber crimps are not allowed. The dog should show no reaction to the gunfire.

Scoring: Lagging, forging, heeling too far away from the handler, as well as following too sloppily on the turns, are all faulty. If the dog is gun shy, it fails the obedience phase and will be excluded from the remainder of the test. If the dog becomes aggressive as a result of the gunfire, the reaction will be faulted, but the dog may continue if it remains under control.

2. Walking sit (10 points) From the basic position the handler heels the dog, using the command "heel." After a minimum of 10 to 15 paces the handler, without breaking stride, gives the command "sit" where upon the dog is to immediately sit. The handler continues walking straight ahead for 30 paces and turns to face the dog. At the judge's signal the handler returns to the dog and assumes the basic position to the right of the dog. The dog sits quietly until the handler returns.

Scoring: If the dog downs or stands after the "sit" command is given, five points will be deducted.

3. Running down with recall (10 points) From the basic position the handler heels the dog, off leash, using the command "heel." After 10 to 15 paces the handler gives the command "heel" and begins to run. After another 10 to 15 paces the handler, without breaking stride, gives the command "down" whereupon the dog immediately downs. The handler continues ahead 30 steps, without further commands or looking back at the dog, and turns and faces the dog. At the judge's signal the handler calls the dog. The dog comes rapidly and happily and sits in front of the handler. The handler gives the command "heel," and the dog comes to heel in the "basic position."

Scoring: Five points will be deducted if the dog sits or stands after the command "down" is given, but comes properly when recalled.

4. Running stand with recall (10 points) From the basic position the handler starts running while heeling the dog off leash. After 10 to 15 paces the handler, without breaking stride, gives the command “stand” whereupon the dog immediately stands. The handler continues ahead 30 steps, without giving additional commands or looking back at the dog, and turns and faces the dog. At the judge’s signal the handler calls the dog. The dog comes rapidly and happily and sits in front of the handler. The handler gives the command “heel,” and the dog assumes the basic position.

Scoring: Five points will be deducted if the dog sits or downs after the command “stand” is given, but comes properly when recalled.

5. Retrieve on the flat (10 points) From the basic position, the handler throws a dumbbell (4.4 lbs.) at least 10 paces in front of the dog. Following a single command “bring,” the dog quickly goes to the dumbbell, picks it up and returns to the handler. The dog shall sit in front of the handler and firmly hold the dumbbell until the handler gives an “out” command. Following the command “heel,” the dog shall go to the basic position.

Scoring: If the dog drops the dumbbell, plays with it, or chews it, up to four points will be deducted.

6. Retrieve over a 39 inch hurdle (15 points) The handler stands at an appropriate distance from the hurdle so the dog can easily clear it. The handler throws a dumbbell (1.43 lbs.) far enough over the hurdle so the dog can easily clear it on the return. If the dumbbell comes to rest far to one side of the jump, the handler may request, or the judge may suggest, that the dumbbell be re-thrown. While the handler picks up the dumbbell and re-throws, the dog remains in the sit position. From the basic position, following a single command “over,” the dog jumps the hurdle without touching it. A “bring” command will be given while the dog is in the air. The dog picks up the dumbbell and quickly returns to the handler, jumping the hurdle on the return. The dog shall sit in front of the handler and firmly hold the dumbbell until the handler gives an “out” command. Following the command “heel,” the dog shall assume the basic position.

Scoring: If the dog drops the dumbbell, plays with it, or chews it, up to four points will be deducted. If the dog completes two of the three elements (jump, retrieve, return jump), the judge will give a maximum score of 10 points. If the dog touches the jump slightly while going over, a maximum of “good” will be given for each jump. If the dog hits the jumps strongly, a maximum rating of “satisfactory” will be given for each jump.

7. Retrieve over a 6-foot scaling wall (15 points)

The handler stands at an appropriate distance from the scaling wall so the dog can easily climb it. The handler throws a dumbbell (1.43 lbs.) far enough over the scaling wall that the dog can easily return over the wall after retrieving the dumbbell. If the dumbbell comes to rest far to one side of the jump, the handler may request, or the judge may suggest, that the dumbbell be re-thrown. While the handler picks up the dumbbell and re-throws, the dog remains in the sit position. From the basic position, following a single command "over," the dog quickly climbs the scaling wall. A "bring" command will given while the dog is going over the wall. The dog picks up the dumbbell and quickly returns to the handler, scaling the wall again on the return. The dog shall sit in front of the handler and firmly hold the dumbbell until the handler gives an "out" command. Following the command "heel," the dog shall assume the basic position.

Scoring: If the dog drops the dumbbell, plays with it, or chews it, up to four points will be deducted. If the dog completes two of the three elements (going over the scaling wall, retrieve, returning over the scaling wall), the judge will give a maximum score of 10 points.

8. Send away (10 points) At the judge's signal, the handler heels the dog, off leash, 10 to 15 paces in the indicated direction and gives the command "go." The dog runs at least 30 paces straight ahead. After giving the command, the handler stops. When giving the command to "go," the handler may raise an arm. After the dog has gone the required distance the judge signals when the handler gives the "down" command. The dog must immediately down. The handler goes to the dog and stands to the right of the dog. After a short pause, the handler gives a "sit" command, and the dog assumes the basic position.

Scoring: The handler raising an arm repeatedly is faulty, as is the dog deviating from a straight line, going down slowly after the down command is given, anticipating the down command, or anticipating the sit command when the handler returns to the dog.

9. Down under distraction (10 points) Before a second dog begins the on-field obedience, the handler heels the dog to the side of the field and from the basic position gives the command "down." The dog downs immediately, and the handler walks about 30 paces away, without leaving the lead or any other article near the dog. The handler stands, out of sight of the dog. The dog lies quietly without any further handler help until the other dog has completed exercises 1-7. The handler then returns to the right side of the dog and gives a "sit" command where upon the dog assumes

the basic position. Males and bitches should perform this exercise on different spots of the field.

Scoring: If the dog moves more than 10 feet before the other dog has completed the retrieve on the flat exercise, no points will be given. If the dog moves, but less than 10 feet, a partial score may be given. If the dog comes to the handler when the handler is returning, the exercise will be rated "satisfactory."

Section 3. Protection work.

Maximum point total: 100 points

1. Blind search (10 points) The dog begins in the basic position before blind number 1. At the judge's signal the handler sends the dog to search six blinds on opposite sides of the field. The dog's name may be used in combination with the command "search." The handler walks down the center line at a normal pace until the dog is sent to blind 6. The handler stays in the middle of the field until told by the judge to approach the blind. A helper, wearing a protective sleeve, will be hiding in the last blind.

2. Hold and bark (10 points) As soon as it reaches the blind, the dog should begin to bark and continue to bark for about 20 seconds, without gripping the sleeve, before the handler approaches. The dog should guard close and attentively and bark convincingly and self-confidently until the end of the exercise. At the judge's signal, the handler goes to the blind and calls the dog to heel with the commands "here - heel."

Scoring: If the dog does not come to heel after three commands, the handler goes to the blind and heels the dog out. This portion of the exercise would be rated "faulty."

3. Escape (10 points) The handler tells the helper to step out of the blind and move to a spot designated by the judge. The handler heels his dog to within 5 paces from the helper, tells the dog to down, and goes into the blind. The dog should watch the helper attentively while downing quietly. At the judge's signal, the helper attempts to escape. The dog quickly goes to the helper and takes a firm and energetic grip on the sleeve to hinder the escape. At the judge's signal, the helper stops struggling. The dog must release the grip, either independently or after a single command from the handler. The dog then guards the helper.

Scoring: If the dog does not grip the sleeve before the helper has run approximately 20 paces, the protection phase will be ended.

4. Defense (20 points) At the judge's signal, the helper "attacks" the dog. The dog immediately and energetically takes a full grip on the sleeve to hinder

the attack. After the dog has gripped the sleeve, the helper correctly utilizes the padded stick. The handler may encourage the dog verbally. At the judge's signal, the helper stops the attack and becomes passive. The dog releases the sleeve after a single "out" command and guards the helper attentively. When the judge signals, the handler approaches the dog and gives a "heel" command to put the dog into the basic position.

5. Front transport (5 points) The handler tells the helper to step back, turn around, and start walking. The handler heels the dog 5 paces behind the helper. At the judge's signal the helper makes a 90-degree turn. The dog watches the helper attentively without forging.

6. Defense against aggression on handler (15 points) After about 30 paces of heeling and at the judge's signal, the helper turns around and "attacks" the dog and handler without shouting. The dog immediately, energetically, and self-confidently defends against the attack by gripping the sleeve. The grip should be full and hard. At the judge's signal the helper stops the attack and becomes passive. The dog releases the sleeve after a single "out" command and guards the helper attentively. At the judge's signal the handler approaches the dog at a normal pace and with a "heel" command brings the dog into the basic position. After "disarming" the helper, the handler then heels the dog to the right of the helper and goes into a blind as indicated by the judge and a side transport to the judge follows.

7. Attack on the dog out of motion (10 points) The judge tells the handler to heel the dog to the center line even with the first blind. The handler may hold the dog by the collar. The handler may not stimulate the dog who must sit quietly next to the handler. The dog remains in this position until given a "search" command to defend against an attack by the helper. At the judge's signal the helper leaves the blind at the far end of the field and runs across the field. The handler tells the helper to "stand still." The helper refuses and turns towards the handler to attack him or her. The judge gives the handler the signal to send the dog to defend against the attack. The handler sends the dog with the command "search" and stands still.

The dog quickly and energetically goes to the helper and defends against the attack with a firm, full, self-confident, and quiet grip on the sleeve. The helper attempts to intimidate the dog and then stands still at the judge's signal. The dog releases the grip after a single "out" command is given by the handler and guards the helper intensely.

8. Defense against aggression during the guarding phase (20 points) At the judge's signal the helper

again “attacks” the dog. The dog immediately and energetically grips the sleeve to hinder the attack. After the dog has gripped the sleeve the helper correctly utilizes the padded stick. The handler may encourage the dog verbally. At the judge’s signal the helper stops the attack and becomes passive. The dog releases the sleeve after a single “out” command and guards the helper attentively. At the judge’s signal the handler approaches the dog at a normal pace and with a “heel” command brings the dog into the basic position. The handler disarms the helper. A side transport to the judge follows. The helper leaves the field, and the judge gives a critique and score, during which time the dog may down.

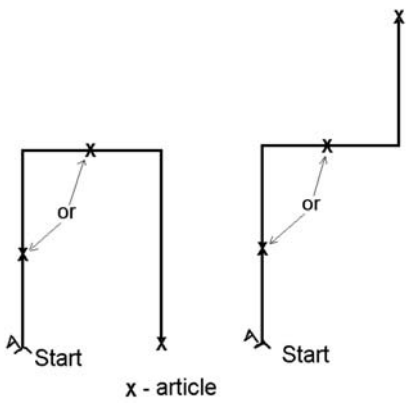
Scoring: If the dog is unruly in the basic position prior to the courage test, up to three points will be deducted. If the dog fails to release at any time during the protection phase, the phase is terminated, and no score is given for Phase C and no TSB rating is given.

If the dog leaves the helper before the judge signals the handler to approach the dog, Phase C will end. If dogs are out of control and thus excluded from the remainder of the trial, they will receive no score.

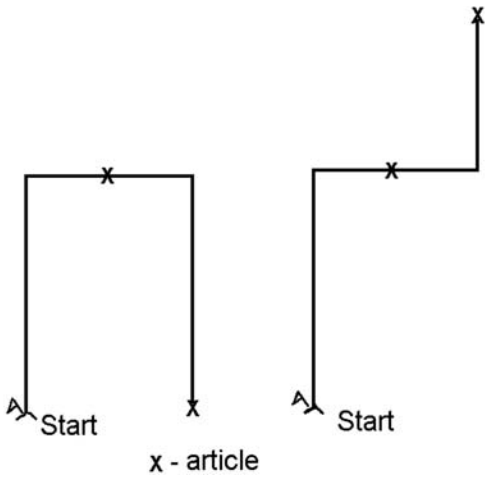
Dogs that are not allowed to continue in the test because of insufficient drive, self-confidence, or resilience (refusal to grip the sleeve during appropriate exercises) receive no score in Phase C and a TSB rating of “insufficient.”

CHAPTER 8 TRACK LAYOUTS

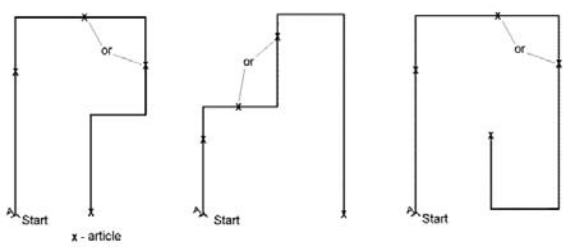
Sample Level 1 Tracks



Sample Level 2 Tracks



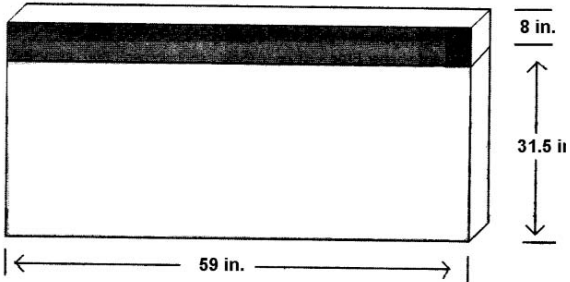
Sample Level 3 Tracks



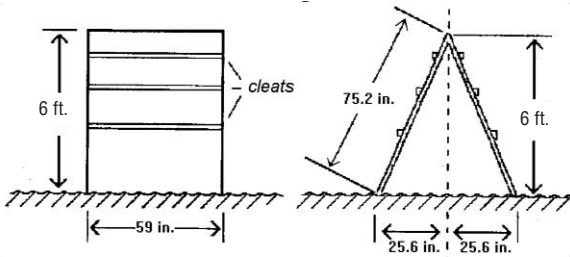
CHAPTER 10
SUGGESTED CONSTRUCTION OF
JUMPS AND CLIMBING WALL

The 39-Inch Jump

The top 8-inch section is **no longer permitted to be flexible** material. It must be rigid to the top.



The Scaling Wall



AKC Code of Sportsmanship

PREFACE: The sport of purebred dog competitive events dates prior to 1884, the year of AKC's birth. Shared values of those involved in the sport include principles of sportsmanship. They are practiced in all sectors of our sport: conformation, performance and companion. Many believe that these principles of sportsmanship are the prime reason why our sport has thrived for over one hundred years. With the belief that it is useful to periodically articulate the fundamentals of our sport, this code is presented.

- Sportsmen respect the history, traditions and integrity of the sport of purebred dogs.
- Sportsmen commit themselves to values of fair play, honesty, courtesy, and vigorous competition, as well as winning and losing with grace.
- Sportsmen refuse to compromise their commitment and obligation to the sport of purebred dogs by injecting personal advantage or consideration into their decisions or behavior.
- The sportsman judge judges only on the merits of the dogs and considers no other factors.
- The sportsman judge or exhibitor accepts constructive criticism.
- The sportsman exhibitor declines to enter or exhibit under a judge where it might reasonably appear that the judge's placements could be based on something other than the merits of the dogs.
- The sportsman exhibitor refuses to compromise the impartiality of a judge.
- The sportsman respects the AKC bylaws, rules, regulations and policies governing the sport of purebred dogs.
- Sportsmen find that vigorous competition and civility are not inconsistent and are able to appreciate the merit of their competition and the effort of competitors.
- Sportsmen welcome, encourage and support newcomers to the sport.
- Sportsmen will deal fairly with all those who trade with them.
- Sportsmen are willing to share honest and open appraisals of both the strengths and weaknesses of their breeding stock.
- Sportsmen spurn any opportunity to take personal advantage of positions offered or bestowed upon them.
- Sportsmen always consider as paramount the welfare of their dog.
- Sportsmen refuse to embarrass the sport, the American Kennel Club, or themselves while taking part in the sport.

Complete text of booklet available at: www.akc.org

To order booklet(s), contact the AKC at:
The American Kennel Club Order Desk
5580 Centerview Drive
Raleigh, NC 27606-3390
Tel: (919) 233-9767
Fax: (919) 816-3627

Copyright © 2006
The American Kennel Club, Inc.